


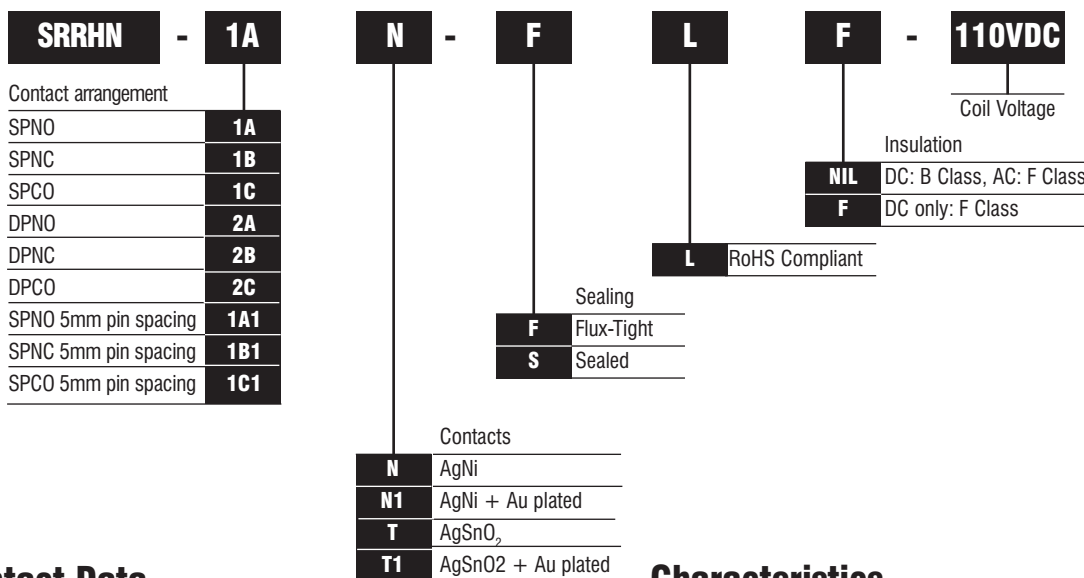
# Miniature High Power Relay SRRHN



- Low height 15.7mm
- 1 and 2 pole configuration
- 5KV dielectric strength (between coil and contacts)
- 12A switching capabilities
- Creepage distance 10mm
- Sealed IP67 and flux proof types available
- Outline Dimensions: 29.0 x 12.7 x 15.7mm



## Options and ordering codes



## Contact Data

Contact Arrangement	1A, 1B, 1C	2A, 2B, 2C
Initial contact resistance max.	100mΩ (at 1A 6VDC)	
Contact Material	See ordering info	
Contact Rating	12A 250VAC / 24VDC	8A 250VAC / 24VDC
Max. switching voltage	440VAC/300VDC	
Max. switching current	12A	8A
Max. switching power	3000VA	2000VA
Mechanical Life	DC	1x10 <sup>7</sup> ops
	AC	1x10 <sup>6</sup> ops
Electrical Life	DC	1x10 <sup>5</sup> ops
	AC	5x10 <sup>4</sup> ops

## Coil Data

	Nominal Voltage VDC	Pick-up Voltage VDC	Drop-out Voltage VDC	Coil Resistance Ω
DC version, VDC	5	3.50	0.5	62±10%
	6	4.20	0.6	90±10%
	9	6.30	0.9	202±10%
	12	8.40	1.2	360±10%
	18	12.60	1.8	810±10%
	24	16.80	2.4	1,440±10%
	48	33.60	4.8	5,760±15%
	60	42.00	6.0	7,500±15%
AC version, VAC	110	77.00	11.0	25,200±15%
	24	18.00	3.6	350±10%
	115	86.30	17.30	8100±15%
	230	172.50	34.50	32500±15%

## Characteristics

Initial Insulation Resistance	1000MΩ @ 500VDC	
Dielectric Strength	Between coil & contacts	5,000VAC 1min.
	Between open contacts	1,000VAC 1min.
	Between contact sets	2,500VAC 1min.
Operate time (at nomi. Volt) DC only	Max. 15ms	
Release time (at nomi. Volt) DC only	Max. 8ms	
Temperature rise (at nomi. Volt)	DC version	55°C
	AC version	85°C
Vibration resistance	10 to 150Hz 10g/5g	
Shock resistance	Functional	98m/s <sup>2</sup>
	Destructive	980m/s <sup>2</sup>
Humidity	35% to 85%	
Ambient temperature	DC version	-40°C to +85°C
	AC version	-40°C to +70°C
Termination	PCB	
Unit Weight	13.5g	
Construction	Sealed IP67, Flux proofed	

## Coil

Coil power	DC version	0.4W
	AC version	0.75VA

# Miniature High Power Relay SRRHN

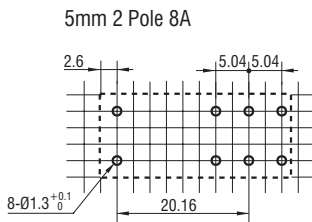
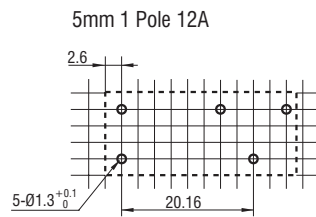
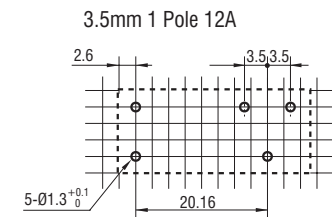


## Safety Approval Ratings

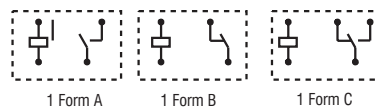
UL/CUR	DC version 1 pole	12A 277 VAC
	DC version 2 pole	8A 277 VAC
	AC version 1 pole	12A 250 VAC
	AC version 2 pole	8A 250 VAC
VDE	DC version 1 pole	12A 250 VAC at 85°C
	DC version 2 pole	8A 250 VAC at 85°C
	AC version 1 pole	12A 250 VAC
	AC version 2 pole	8A 250 VAC

Notes: Typical ratings are listed above, refer to IMO for more details

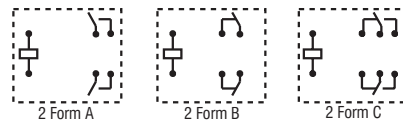
PCB layout (T=2.52±0.02mm)



3.5/5mm 1 Pole 12A SRRHN-1 x SRRHN-1 x 1

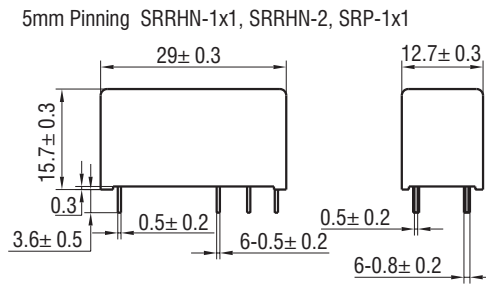
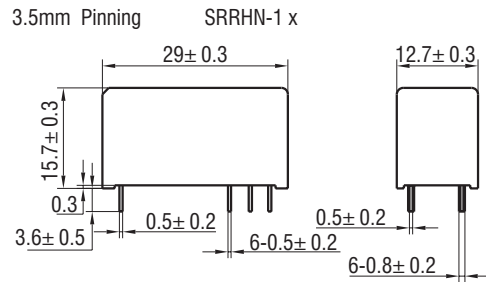


5mm 2 Pole 8A SRRHN-2 x

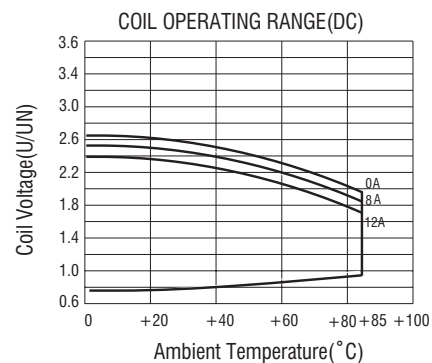
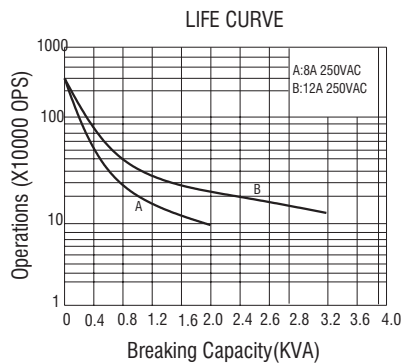
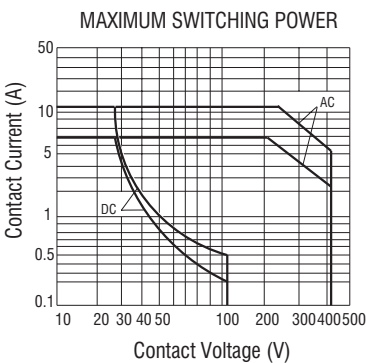


## Outline dimensions (mm)

Wiring diagram and PC Board layout



## Characteristic Curve (DC version)



## Characteristic Curve (AC version)

